

DEPARTMENT OF PRIMARY HEALTH CARE (ADMINISTRATIVE CODE - 052100100100)

ECONOMIC CODE	REVENUE ITEMS	2018 APPROVED ESTIMATES	ACTUAL REVENUE
1	REVENUE		
12	INDEPENDENT REVENUE		
1202	NON-TAX REVENUE		
120204	FEES - GENERAL		
12020441	LABORATORY FEES	200,000.00	-
	SUB-TOTAL	200,000.00	-
120207	EARNINGS - GENERAL		
12020702	EARNINGS FROM LABORATORY SERVICES	200,000.00	-
12020707	EARNINGS FORM MEDICAL SERVICES	200,000.00	-
	SUB-TOTAL	400,000.00	-
	GRAND TOTAL	600,000.00	-

DEPARTMENT OF ENVIRONMENTAL SANITATION (ADMINISTRATIVE CODE - 053500100100)

ECONOMIC CODE	REVENUE ITEMS	2018 APPROVED ESTIMATES	ACTUAL REVENUE
1	REVENUE		
12	INDEPENDENT REVENUE		
1202	NON-TAX REVENUE		
120205	FEES - GENERAL		
12020505	DISLODGING OF EFFLUENCE/POLLUTION FINES	332,000.00	21,600.00
	SUB-TOTAL	332,000.00	21,600.00
	GRAND TOTAL	332,000.00	21,600.00

SURULERE LOCAL GOVERNMENT, IRESAADU
(GEO CODE 63030800)
2018 GENERAL PURPOSE FINANCIAL STATEMENT
OFFICE OF THE LOCAL GOVERNMENT CHAIRMAN
(ADMINISTRATIVE CODE – 011100100100)

ECONOMIC CODE	EXPENDITURES DETAILS	2018 Approved Estimate	Actual Expenditures (Jan. – Dec. 2018)
21	Personnel Cost:		
2101	Salary		
210101	Salaries and Wages		
21010103	Consolidated Revenue Funds Charges	67,115,840.04	61,685,255.66
	Sub Total	67,115,840.04	61,685,255.66
2102	Allowances and Social Contribution		
21020101	Non regular Allowances (Severance allowance)		
	Sub Total		
	Total Personnel Costs	67,115,840.04	61,685,255.66

SURULERE LOCAL GOVERNMENT, IRESAADU
(GEO CODE 63013300)
2018 GENERAL PURPOSE FINANCIAL STATEMENT
THE COUNCIL
(ADMINISTRATIVE CODE – 011200100100)

ECONOMIC CODE	EXPENDITURES DETAILS	2018 Approved Estimate	Actual Expenditures (Jan. – Dec. 2018)
21	Personnel Cost:		
2101	Salary		
210101	Salaries and Wages		
21010103	Consolidated Revenue Fund Charges – Salaries	21,200,000.00	
	Allowances and Social Contribution		
	Sub Total	21,200,000.00	
2102	Allowances and Social Contribution		
210201	Allowances		
21020101	Non Regular Allowances (Severance/Furniture Allowance)		1,000,000.00
	Sub Total		
	Total Personnel Cost	21,200,000.00	1,000,000.00

SURULERE LOCAL GOVERNMENT, IRESAADU
(GEO CODE 63013300)
2018 GENERAL PURPOSE FINANCIAL STATEMENT
INTERNAL AUDIT (ADMINISTRATIVE CODE – 01118300101)

ECONOMIC CODE	EXPENDITURES DETAILS	2018 Approved Estimate	Actual Expenditures (Jan. – Dec. 2018)
21	Personnel Cost:		
2101	Salary		
210101	Salaries and Wages	2,057,476.21	
	Sub Total	2,057,476.61	
	Allowances and Social Contribution		
210201	Allowance		
21020101	Non Regular Allowances (Leave Allowance)	474,864.00	70,356.09
	Sub Total	474,864.00	
	Total Personnel Costs	2,532,340.21	70,356.09

SURULERE LOCAL GOVERNMENT, IRESAADU
(GEO CODE 63013300)
2018 GENERAL PURPOSE FINANCIAL STATEMENT
HEAD OF LOCAL GOVERNMENT (ADMINISTRATIVE CODE – 012500100100)

ECONOMIC CODE	EXPENDITURES DETAILS	2018 Approved Estimate	Actual Expenditures (Jan. – Dec. 2018)
21	Personnel Cost:		
2101	Salary	957,045.56 ✓	
210101	Salaries and Wages		
	Consolidated Revenue Fund Charges – Salaries		
	Allowances and Social Contribution		
	Sub Total	957,045.56	
2102	Allowances and Social Contribution		
210201	Allowances		
21020101	Non Regular Allowances (Severance/Furniture Allowance)	1,211,538.44	
	Sub Total	1,211,538.44	
	Total Personnel Costs:	2,168,585.00	

SURULERE LOCAL GOVERNMENT, IRESAADU
(GEO CODE 63013300)
2018 GENERAL PURPOSE FINANCIAL STATEMENT
DEPARTMENT OF GENERAL ADMINISTRATION
(ADMINISTRATIVE CODE – 012500100100)

ECONOMIC CODE	EXPENDITURES DETAILS	2018 Approved Estimate	Actual Expenditures (Jan. – Dec. 2018)
21	Personnel Cost:		
2101	Salary		
210101	Salaries and Wages		
21010101	Salary	51,499,789.33	35,299,680.12
21010102	Overtime Payment		
	Sub Total	51,499,789.33	35,299,680.12
2102	ALLOWANCES AND SOCIAL CONTRIBUTION		
210201	ALLOWANCES		
21020101	NON REGULAR ALLOWANCES(Ad-Hoc Staff – Drivers, Security guards, NDE, NPC, IT,Sure-P),Regular Allowance –Leave Allowances inclusive	50,398,054.64	26,385,575.54
	Sub Total	50,389,054.64	26,387,575.54
	Total Personnel costs	101,897,843.97	61,687,255.66

SURULERE LOCAL GOVERNMENT, IRESAADU
(GEO CODE 63013300)
2018 GENERAL PURPOSE FINANCIAL STATEMENT
DEPARTMENT OF AGRICULTURE AND NATURAL RESOURCES
(ADMINISTRATIVE CODE – 012500100100)

ECONOMIC CODE	EXPENDITURES DETAILS	2018 Approved Estimate	Actual Expenditures (Jan. – Dec. 2018)
21	Personnel Cost:		
2101	Salary		
210101	Salaries and Wages		
21010101	Salary	9,006,868.27	3,717,933.38
	Sub Total	9,006,868.27	3,717,933.38
2102	ALLOWANCES AND SOCIAL CONTRIBUTION		
21020101	ALLOWANCES		
21020101	Non Regular Allowances (Leave Allowances)	4,955,715	2,786,153.28
	Sub Total	4,955,715	2,786,153.28
	Total Personnel Costs	13,962,583.30	6,504,086.66

SURULERE LOCAL GOVERNMENT, IRESAADU
(GEO CODE 63030800)
2018 GENERAL PURPOSE FINANCIAL STATEMENT
DEPARTMENT OF FINANCE AND SUPPLIES
(ADMINISTRATIVE CODE – 022000100100)

ECONOMIC CODE	EXPENDITURES DETAILS	2018 Approved Estimate	Actual Expenditures (Jan. – Dec. 2018)
21	Personnel Cost:		
2101	Salary		
210101	Salaries and Wages		
21010101	Salary	31,375,209.20	17,923,118.77
	Sub Total	31,375,209.20	17,923,118.77
2102	Allowances And Social Contribution		
210201	Allowances		
21020101	Non Regular/Regular Allowances – Leaves Allowances inclusive	16,591,972.84	13,399,078.93
	Sub Total	16,591,972.84	13,399,078.93
	Total Personnel Costs	47,967,182.04	31,322,197.70

SURULERE LOCAL GOVERNMENT, IRESAADU
(GEO CODE 63013300)
2018 GENERAL PURPOSE FINANCIAL STATEMENT
DEPARTMENT OF BUDGET, PLANNING, RESEARCH AND STATISTICS
(ADMINISTRATIVE CODE – 022000300100)

ECONOMIC CODE	EXPENDITURES DETAILS	2018 Approved Estimate	Actual Expenditures (Jan. – Dec. 2018)
21	Personnel Cost:		
2101	Salary		
210101	Salaries and Wages		
21010101	Salary	3,066,396,38	838,843.06
	Sub Total	3,066,396,38	838,843.06
2102	ALLOWANCES AND SOCIAL CONTRIBUTION		
21020101	Non Regular Allowances (Leaves Allowance)	1,184,588.20	626,176.08
	Sub Total	1,184,588.20	626,176.08
	Total Personnel Costs	4,250,984.58	1,465,019.14

SURULERE LOCAL GOVERNMENT, IRESAADU
(GEO CODE 63013300)
2018 GENERAL PURPOSE FINANCIAL STATEMENT
DEPARTMENT OF WORKS AND HOUSING
(ADMINISTRATIVE CODE – 023400100100)

ECONOMIC CODE	EXPENDITURES DETAILS	2018 Approved Estimate	Actual Expenditures (Jan. – Dec. 2018)
21	Personnel Cost:		
210101	Salaries And Wages		
21010101	Salary	34,967,745.23	17,019,602.46
	Overtime Payment		
	Sub Total	34,963,745.23	17,019,602.46
2102	ALLOWANCES AND SOCIAL CONTRIBUTION		
21020101	Non Regular Allowances(Leave Bonus)	15,130,333.00	12,897,942.63
	Sub Total	15,130,333.00	12,897,942.63
	Total Personnel Costs	50,094,077.96	29,917,545.09

SURULERE LOCAL GOVERNMENT, IRESAADU
(GEO CODE 63013300)
2018 GENERAL PURPOSE FINANCIAL STATEMENT
DEPARTMENT OF COMMUNITY DEVELOPMENT AND CULTURE
(ADMINISTRATIVE CODE – 055100300100)

ECONOMIC CODE	EXPENDITURES DETAILS	2018 Approved Estimate	Actual Expenditures (Jan. – Dec. 2018)
21	Personnel Cost:		
210101	Salaries And Wages		
21010101	Salary	35,327,595.20	19,837,779.09
	Sub Total	35,327,595.20	19,837,779.09
2102	ALLOWANCES AND SOCIAL CONTRIBUTION		
21020101	Non Regular Allowances(Ad-Hoc Staff-vigilante, NYSC Leave Allowance)	24,516,357.33	15,082,017.79
	Sub Total	24,516 357.33	15,082,017.79
	Total Personnel Costs	59,843,952.53	34,919,796.88

SURULERE LOCAL GOVERNMENT, IRESAADU
(GEO CODE 63013300)
2018 GENERAL PURPOSE FINANCIAL STATEMENT
PRIMARY HEALTH CARE
(ADMINISTRATIVE CODE – 023400100100)

ECONOMIC CODE	EXPENDITURES DETAILS	2018 Approved Estimate	Actual Expenditures (Jan. – Dec. 2018)
21	Personnel Cost:		
210101	Salaries And Wages		
21010101	Salary	158,345,420.26	80,239,643.81
	Overtime Payment		
	Sub Total	158,345,420.26	80,239,643.81
2102	ALLOWANCES AND SOCIAL CONTRIBUTION		
21020101	Non Regular Allowances(Ad-Hoc Staff-Mid wives)	22,430,875.68	21,204,269.94
	Sub Total	22,430,875.68	21,204,2569.94
	Total Personnel Costs	180,776,295.94	101,443,913.75

SURULERE LOCAL GOVERNMENT, IRESAADU
(GEO CODE 63013300)
2018 GENERAL PURPOSE FINANCIAL STATEMENT
DEPARTMENT OF ENVIRONMENTAL SANITATION
(ADMINISTRATIVE CODE – 053500100100)

ECONOMIC CODE	EXPENDITURES DETAILS	2018 Approved Estimate	Actual Expenditures (Jan. – Dec. 2018)
21	Personnel Cost:		
210101	Salaries And Wages		
2101	Salary	32,818,193.34	14,129,309.80
21010102	Overtime Payment		
	Sub Total	32,818,193.34	14,129,309.80
2102	ALLOWANCES AND SOCIAL CONTRIBUTION		
2102010	Non Regular Allowances(Ad-hoc Staff –Health workers)	5,367,934.21	2,703,433.89
	Sub Total	5,367,934.21	2,703,433.89
	Total Personnel Costs	38,186,127.55	16,832,743.69

**SUMMARY OF PERSONNEL COST FOR THE YEAR ENDED
31ST DECEMBER, 2018**

NOTE 3

S/N	DEPARTMENT	AMOUNT (# : K)
1	OFFICE OF THE CHAIRMAN	61,685,255.66
2	THE COUNCIL	1,000,000.00
3	INTERNAL AUDIT	70,356.09
4	ADMINISTRATIVE DEPARTMENT	61,687,255.66
5	AGRICULTURE DEPARTMENT	6,504,086.66
6	FINANCE & SUPPLIES DEPARTMENT	31,322,197.27
7	BUDGET, PLANNING & RESEARCH	1,465,019.14
8	WORK & HOUSING DEPARTMENT	29,917,545.09
9	COMMUNITY DEVELOPMENT	34,919,796.88
10	PHC DEPARTMENT	101,443,913.75
11	ENVIRONMENT HEALTH	16,832,743.69
	TOTAL P.E.	346,848,169.89

SURULERE LOCAL GOVERNMENT, IRESAADU, (GEO) CODE-6301300

GENERAL PURPOSE FINANCIAL STATEMENT

OFFICE OF THE L.G. CHAIRMAN (ADMINISTRATIVE CODE - 011100100100)

ECONOMIC CODE	EXPENDITURE DETAILS	2018 APPROVED ESTIMATES	ACTUAL EXPENDITURE (JAN DEC 2018)
2202	OVERHEAD COST		
2202001	TRAVEL & TRANSPORT-GENERAL		
22020102	LOCAL TRAVEL & TRANSPORT: OTHERS	4,000,000.00	3,245,600.00
	SUB TOTAL	4,000,000.00	3,245,600.00
220203	MATERIALS & SUPPLIES - GENERAL		
22020301	OFFICE STATIONERIES/COMPUTER CONSUMABLES	100,000.00	
	SUB TOTAL	100,000.00	-
220204	MAINTENANCE SERVICES-GENERAL		
22020401	MAINT. OF MOTOR VEHICLE/TRANSPORT EQUIPMENT	400,000.00	
22020402	MAINTENANCE OF OFFICE/FURNITURE	400,000.00	
22020404	MAINTENANCE OF OFFICE/IT EQUIPMENTS	100,000.00	
	SUB TOTAL	900,000.00	-
220206	OTHER SERVICES-GENERAL		
22020604	SECURITY VOTE (INCLUDING OPERATIONS)	2,400,000.00	1,070,000.00
	SUB TOTAL	2,400,000.00	1,070,000.00
220208	FUEL & LUBRICANTS-GENERAL		
22020801	MOTOR VEHICLE FUEL COST	200,000.00	
	SUB TOTAL	200,000.00	-
220210	MISCELLANEOUS EXPENSES GENERAL		
22021001	REFRESHMENT & MEALS	2,000,000.00	2,197,750.00
22021007	WELFARE PACKAGES	1,000,000.00	1,050,000.00
22021029	OTHER EXPENSES (UP-KEEP/FINANCIAL ASST/DONATION)	800,000.00	1,671,000.00
	SUB TOTAL	3,800,000.00	5,633,750.00
	GRAND TOTAL OVERHEAD	11,400,000.00	9,954,350.00

SECRETARY TO THE L.G. (ADMINISTRATIVE CODE - 011101300100)

ECONOMIC CODE	EXPENDITURE DETAILS	2018 APPROVED ESTIMATES	ACTUAL EXPENDITURE (JAN DEC 2018)
2202	OVERHEAD COST		
2202001	TRAVEL & TRANSPORT-GENERAL		
22020102	LOCAL TRAVEL & TRANSPORT: OTHERS	200,000.00	-
	SUB TOTAL	200,000.00	-
220210	MISCELLANEOUS EXPENSES GENERAL		
22021029	OTHER EXPENSES (UP-KEEP)	400,000.00	-

	SUB TOTAL	400,000.00	-
	GRAND TOTAL OVERHEAD	600,000.00	-

INTERNAL AUDIT - (ADMINISTRATIVE CODE - 011118300101)

ECONOMIC CODE	EXPENDITURE DETAILS	2018 APPROVED ESTIMATES	ACTUAL EXPENDITURE (JAN DEC 2018)
2202	OVERHEAD COST		
2202001	TRAVEL & TRANSPORT-GENERAL		
22020102	LOCAL TRAVEL & TRANSPORT: OTHERS	200,000.00	48,000.00
	SUB TOTAL	200,000.00	48,000.00
220203	MATERIALS & SUPPLIES - GENERAL		
22020301	OFFICE STATIONERIES/COMPUTER CONSUMABLES	100,000.00	100,000.00
	SUB TOTAL	100,000.00	100,000.00
220204	MAINTENANCE SERVICES-GENERAL		
22020404	MAINTENANCE OF OFFICE/IT EQUIPMENTS	200,000.00	160,000.00
	SUB TOTAL	200,000.00	160,000.00
	GRAND TOTAL OVERHEAD	500,000.00	308,000.00

HEAD OF LOCAL GOVERNMENT ADMINISTRATION (ADMINISTRATIVE CODE - 012500100100)

ECONOMIC CODE	EXPENDITURE DETAILS	2018 APPROVED ESTIMATES	ACTUAL EXPENDITURE (JAN DEC 2018)
2202	OVERHEAD COST		
2202001	TRAVEL & TRANSPORT-GENERAL		
22020102	LOCAL TRAVEL & TRANSPORT: OTHERS	700,000.00	808,200.00
	SUB TOTAL	700,000.00	808,200.00
220203	MATERIALS & SUPPLIES - GENERAL		
22020301	OFFICE STATIONERIES/COMPUTER CONSUMABLES	200,000.00	
	SUB TOTAL	200,000.00	-
220204	MAINTENANCE SERVICES-GENERAL		
22020401	MAINT. OF MOTOR VEHICLE/TRANSPORT EQUIPMENT	300,000.00	200,000.00
22020402	MAINTENANCE OF OFFICE/FURNITURE	300,000.00	-
22020406	OTHER MAINTENANCE SERVICES - IMPREST	1,140,000.00	2,341,500.00
	SUB TOTAL	1,740,000.00	2,541,500.00
220210	MISCELLANEOUS EXPENSES GENERAL		
22021001	REFRESHMENT & MEALS	100,000.00	40,000.00
	SUB TOTAL	100,000.00	40,000.00
	GRAND TOTAL OVERHEAD	2,740,000.00	3,389,700.00

DEPARTMENT OF FINANCE AND SUPPLIES (ADMINISTRATIVE CODE - 022000100100)

ECONOMIC CODE	EXPENDITURE DETAILS	2018 APPROVED ESTIMATES	ACTUAL EXPENDITURE (JAN DEC 2018)
2202	OVERHEAD COST		
2202001	TRAVEL & TRANSPORT-GENERAL		
22020102	LOCAL TRAVEL & TRANSPORT: OTHERS	300,000.00	395,000.00
	SUB TOTAL	300,000.00	395,000.00
220203	MATERIALS & SUPPLIES - GENERAL		
22020301	OFFICE STATIONERIES/COMPUTER CONSUMABLES	200,000.00	8,000.00
22020305	PRINTING OF NON SECURITY DOCUMENTS	220,000.00	480,000.00
22020312	PRODN, PUBLICATION AND CIRCULATION OF ANNUAL FIN. STMT	300,000.00	
	SUB TOTAL	720,000.00	488,000.00
220204	MAINTENANCE SERVICES-GENERAL		
22020401	MAINT. OF MOTOR VEHICLE/TRANSPORT EQUIPMENT	500,000.00	200,000.00
22020404	MAINTENANCE OF OFFICE/IT EQUIPMENTS	300,000.00	177,000.00
22020406	OTHER MAINTENANCE SERVICES - IMPREST	2,880,000.00	1,365,000.00
	SUB TOTAL	3,680,000.00	1,742,000.00
220207	CONSULTING & PROFESSIONAL SERVICES-GENERAL		
22020709	AUDITING OF ACCOUNTS	2,500,000.00	-
	SUB TOTAL	2,500,000.00	-
220209	FINANCIAL CHARGES-GENERAL		
22020901	BANK CHARGES (OTHER THAN INTEREST)	200,000.00	
	SUB TOTAL	200,000.00	-
220210	MISCELLANEOUS EXPENSES GENERAL		
22021001	REFRESHMENT & MEALS	200,000.00	190,800.00
	SUB TOTAL	200,000.00	190,800.00
2204	GRANTS AND CONTRIBUTION-GENERAL		
22040111	CONTRIBUTION TO TRADITIONAL COUNCILS	4,000,000.00	-
	SUB TOTAL	4,000,000.00	-
	GRAND TOTAL OVERHEAD	7,600,000.00	2,815,800.00

DEPARTMENT OF GENERAL ADMINISTRATION (ADMINISTRATIVE CODE - 012500100100)

ECONOMIC CODE	EXPENDITURE DETAILS	2018 APPROVED ESTIMATES	ACTUAL EXPENDITURE (JAN DEC 2018)
2202	OVERHEAD COST		
2202001	TRAVEL & TRANSPORT-GENERAL		
22020102	LOCAL TRAVEL & TRANSPORT: OTHERS	1,220,000.00	1,825,500.00
	SUB TOTAL	1,220,000.00	1,825,500.00
220202	UTILITIES-GENERAL		

22020201	ELECTRICITY CHARGES	500,000.00	
	SUB TOTAL	500,000.00	-
220203	MATERIALS & SUPPLIES - GENERAL		
22020301	OFFICE STATIONERIES/COMPUTER CONSUMABLES	600,000.00	152,000.00
22020305	PRINTING OF NON SECURITY DOCUMENTS	800,000.00	55,000.00
	SUB TOTAL	1,400,000.00	207,000.00
220204	MAINTENANCE SERVICES-GENERAL		
22020401	MAINT. OF MOTOR VEHICLE/TRANSPORT EQUIPMENT	200,000.00	75,000.00
22020402	MAINTENANCE OF OFFICE/FURNITURE	200,000.00	-
22020404	MAINTENANCE OF OFFICE/IT EQUIPMENTS	200,000.00	564,000.00
22020406	OTHER MAINTENANCE SERVICES	2,160,000.00	939,199.25
	SUB TOTAL	2,760,000.00	1,578,199.25
220206	OTHER SERVICES-GENERAL		
22020604	SECURITY VOTE (INCLUDING OPERATIONS)	2,400,000.00	-
	SUB TOTAL	2,400,000.00	-
220206	OTHER SERVICES-GENERAL		
22020601	SECURITY SERVICES	1,200,000.00	250,000.00
22020603	RESIDENTIAL RENT	600,000.00	-
	SUB TOTAL	1,800,000.00	250,000.00
220207	CONSULTING & PROFESSIONAL SERVICES-GENERAL		
22020703	LEGAL SERVICES	500,000.00	2,385,000.00
	SUB TOTAL	500,000.00	2,385,000.00
220208	FUEL & LUBRICANTS-GENERAL		
22020801	MOTOR VEHICLE FUEL COST	300,000.00	250,000.00
22020802	OTHER TRANSPORT EQUIPMENT FUEL COST	100,000.00	
	SUB TOTAL	400,000.00	250,000.00
220210	MISCELLANEOUS EXPENSES GENERAL		
22021001	REFRESHMENT & MEALS	1,200,000.00	5,860,000.00
22021004	MEDICAL EXPENSES-LOCAL	-	-
22021006	POSTAGES & COURIER SERVICES	300,000.00	200,000.00
22021007	WELFARE PACKAGES	100,000.00	133,000.00
22021020	ELECTION-LOGISTICS SUPPORT	3,000,000.00	-
22021029	OTHER EXPENSES	1,000,000.00	2,140,000.00
22021030	PUBLIC ENLIGHTENMENT PROGRAMME	500,000.00	2,177,400.00
	SUB TOTAL	6,100,000.00	10,510,400.00
2204	GRANTS AND CONTRIBUTION-GENERAL		
22040111	CONTRIBUTION TO TRADITIONAL COUNCILS	8,000,000.00	-

	SUB TOTAL	8,000,000.00	-
	GRAND TOTAL OVERHEAD	14,680,000.00	17,419,049.25

DEPARTMENT OF AGRICULTURE AND NATURAL RESOURCES (ADMINISTRATIVE CODE - 021500100100)

ECONOMIC CODE	EXPENDITURE DETAILS	2018 APPROVED ESTIMATES	ACTUAL EXPENDITURE (JAN DEC 2018)
2202	OVERHEAD COST		
2202001	TRAVEL & TRANSPORT-GENERAL		
22020102	LOCAL TRAVEL & TRANSPORT: OTHERS	500,000.00	958,500.00
	SUB TOTAL	500,000.00	958,500.00
220204	MAINTENANCE SERVICES-GENERAL		
22020401	MAINT. OF MOTOR VEHICLE/TRANSPORT EQUIPMENT	2,700,000.00	-
22020402	MAINTENANCE OF OFFICE/FURNITURE	200,000.00	-
22020406	OTHER MAINTENANCE SERVICES-IMPREST	1,440,000.00	355,000.00
	SUB TOTAL	4,340,000.00	355,000.00
220208	FUEL & LUBRICANTS-GENERAL		
22020801	MOTOR VEHICLE FUEL COST	100,000.00	-
22020802	OTHER TRANSPORT EQUIPMENT FUEL COST	500,000.00	120,000.00
	SUB TOTAL	600,000.00	120,000.00
220210	MISCELLANEOUS EXPENSES GENERAL		
22021001	REFRESHMENT & MEALS	100,000.00	1,175,000.00
22021007	WELFARE PACKAGES	100,000.00	-
22021020	ELECTION-LOGISTICS SUPPORT	400,000.00	-
22021029	OTHER EXPENSES	1,000,000.00	2,050,000.00
22021030	PUBLIC ENLIGHTENMENT PROGRAMME	300,000.00	610,000.00
	SUB TOTAL	1,900,000.00	3,835,000.00
	GRAND TOTAL OVERHEAD	7,540,000.00	5,268,500.00

DEPARTMENT OF BUDGET, PLANNING, RESEARCH AND STATISTICS (ADMINISTRATIVE CODE - 022000300100)

ECONOMIC CODE	EXPENDITURE DETAILS	2018 APPROVED ESTIMATES	ACTUAL EXPENDITURE (JAN DEC 2018)
2202	OVERHEAD COST		
2202001	TRAVEL & TRANSPORT-GENERAL		
22020102	LOCAL TRAVEL & TRANSPORT: OTHERS	600,000.00	-
	SUB TOTAL	600,000.00	-
220203	MATERIALS & SUPPLIES - GENERAL		
22020301	OFFICE STATIONERIES/COMPUTER CONSUMABLES	400,000.00	-
	SUB TOTAL	400,000.00	-
220204	MAINTENANCE SERVICES-GENERAL		

22020401	MAINT. OF MOTOR VEHICLE/TRANSPORT EQUIPMENT	100,000.00	-
22020402	MAINTENANCE OF OFFICE/FURNITURE	400,000.00	-
22020404	MAINTENANCE OF OFFICE/IT EQUIPMENTS	200,000.00	-
22020406	OTHER MAINTENANCE SERVICES-IMPREST	900,000.00	195,000.00
	SUB TOTAL	1,600,000.00	195,000.00
220207	CONSULTING & PROFESSIONAL SERVICES-GENERAL		
22020702	INFORMATION TECHNOLOGY CONSULTING	500,000.00	-
	SUB TOTAL	500,000.00	-
220208	FUEL & LUBRICANTS-GENERAL		
22020801	MOTOR VEHICLE FUEL COST	300,000.00	-
22020802	OTHER TRANSPORT EQUIPMENT FUEL COST	100,000.00	-
	SUB TOTAL	400,000.00	-
220210	MISCELLANEOUS EXPENSES GENERAL		
22021014	ANNUAL BUDGET EXPENSES & ADMINISTRATION	800,000.00	779,000.00
22021022	PLANNING, MONITORING AND EVALUATION	800,000.00	-
22021023	RESEARCH AND DOCUMENTATION	500,000.00	-
22021029	OTHER EXPENSES	500,000.00	200,000.00
22021031	CONDUCT OF SURVEY	500,000.00	-
	SUB TOTAL	3,400,000.00	979,000.00
	GRAND TOTAL OVERHEAD	6,000,000.00	1,174,000.00

DEPARTMENT OF WORKS AND HOUSING (ADMINISTRATIVE CODE 023400100100)

ECONOMIC CODE	EXPENDITURE DETAILS	2018 APPROVED ESTIMATES	ACTUAL EXPENDITURE (JAN DEC 2018)
2202	OVERHEAD COST		
2202001	TRAVEL & TRANSPORT-GENERAL		
22020102	LOCAL TRAVEL & TRANSPORT: OTHERS	300,000.00	160,000.00
	SUB TOTAL	300,000.00	160,000.00
220202	UTILITIES - GENERAL		
22020201	ELECTRICITY CHARGES	300,000.00	250,000.00
	SUB TOTAL	300,000.00	250,000.00
220203	MATERIALS & SUPPLIES - GENERAL		
22020301	OFFICE STATIONERIES/COMPUTER CONSUMABLES	400,000.00	-
	SUB TOTAL	400,000.00	-
220204	MAINTENANCE SERVICES-GENERAL		
22020401	MAINT. OF MOTOR VEHICLE/TRANSPORT EQUIPMENT	400,000.00	-
22020402	MAINTENANCE OF OFFICE/FURNITURE	200,000.00	-
22020403	MAINT. OF OFFICE BUILDING/RESIDENTIAL QTRS	400,000.00	-

22020404	MAINTENANCE OF OFFICE/IT EQUIPMENTS	200,000.00	-
22020405	MAINTENANCE OF PLANTS/GENERATORS	700,000.00	238,100.00
22020406	OTHER MAINTENANCE SERVICES-IMPREST	2,520,000.00	400,000.00
22020412	MAINTENANCE OF MARKETS/PUBLIC PLACES	300,000.00	
	SUB TOTAL	4,720,000.00	638,100.00
220207	OTHER SERVICES-GENERAL		
22020705	LAND USE CHARGES	500,000.00	
	SUB TOTAL	500,000.00	-
220207	CONSULTING & PROFESSIONAL SERVICES-GENERAL		
22020706	SURVEYING SERVICES		20,000.00
	SUB TOTAL	-	20,000.00
220208	FUEL & LUBRICANTS-GENERAL		
22020802	OTHER TRANSPORT EQUIPMENT FUEL COST	300,000.00	-
22020803	PLANT/GENERATOR FUEL COST	1,400,000.00	50,000.00
	SUB TOTAL	1,700,000.00	50,000.00
220210	MISCELLANEOUS EXPENSES GENERAL		
22021029	OTHER EXPENSES	-	232,000.00
	SUB TOTAL	-	232,000.00
	GRAND TOTAL OVERHEAD	7,520,000.00	1,350,100.00

DEPARTMENT OF COMMUNITY DEVELOPMENT AND CULTURE (ADMINISTRATIVE CODE - 055100300100)

ECONOMIC CODE	EXPENDITURE DETAILS	2018 APPROVED ESTIMATES	ACTUAL EXPENDITURE (JAN DEC 2018)
2202	OVERHEAD COST		
2202001	TRAVEL & TRANSPORT-GENERAL		
22020102	LOCAL TRAVEL & TRANSPORT: OTHERS	500,000.00	1,112,600.00
	SUB TOTAL	500,000.00	1,112,600.00
220202	UTILITIES - GENERAL		
22020201	ELECTRICITY CHARGES	300,000.00	-
	SUB TOTAL	300,000.00	-
220203	MATERIALS & SUPPLIES - GENERAL		
22020301	OFFICE STATIONERIES/COMPUTER CONSUMABLES	200,000.00	-
22020305	PRINTING OF NON SECURITY DOCUMENTS	300,000.00	41,000.00
22020309	UNIFORMS & OTHER CLOTHING	150,000.00	
	SUB TOTAL	650,000.00	41,000.00
220204	MAINTENANCE SERVICES-GENERAL		
22020402	MAINTENANCE OF OFFICE/FURNITURE	300,000.00	8,500.00
22020404	MAINTENANCE OF OFFICE/IT EQUIPMENTS	100,000.00	76,500.00

22020406	OTHER MAINTENANCE SERVICES-IMPREST	1,440,000.00	2,183,000.00
22020411	MAINTENANCE OF COMMUNICATION EQUIPMENT	200,000.00	50,000.00
	SUB TOTAL	2,040,000.00	2,318,000.00
220206	OTHER SERVICES-GENERAL		
22020601	SECURITY SERVICES	300,000.00	
	SUB TOTAL	300,000.00	-
220208	FUEL & LUBRICANTS-GENERAL		
22020803	PLANT/GENERATOR FUEL COST	300,000.00	-
	SUB TOTAL	300,000.00	-
220210	MISCELLANEOUS EXPENSES GENERAL		
22021021	SPECIAL DAYS/CELEBRATIONS	500,000.00	100,000.00
22021027	DISASTER MANAGEMENT	300,000.00	
22021029	OTHER EXPENSES - FINANCIAL ASST./DONATION	1,000,000.00	1,270,000.00
22021030	PUBLIC ENLIGHTENMENT PROGRAMME	100,000.00	100,000.00
	SUB TOTAL	1,900,000.00	1,470,000.00
2205	SUBSIDIES GENERAL		
220501	SUBSIDY TO PUBLIC/PUBLIC INSTITUTIONS		
22050102	MEAL SUBSIDY	2,000,000.00	360,000.00
22050105	EDUCATION SUBSIDY	2,000,000.00	250,000.00
	SUB TOTAL	4,000,000.00	610,000.00
	GRAND TOTAL OVERHEAD	9,990,000.00	5,551,600.00

DEPARTMENT OF PRIMARY HEALTH CARE (ADMINISTRATIVE CODE - 052100100100)

ECONOMIC CODE	EXPENDITURE DETAILS	2018 APPROVED ESTIMATES	ACTUAL EXPENDITURE (JAN DEC 2018)
2202	OVERHEAD COST		
2202001	TRAVEL & TRANSPORT-GENERAL		
22020102	LOCAL TRAVEL & TRANSPORT: OTHERS	300,000.00	1,025,500.00
	SUB TOTAL	300,000.00	1,025,500.00
220203	MATERIALS & SUPPLIES - GENERAL		
22020301	OFFICE STATIONERIES/COMPUTER CONSUMABLES	150,000.00	-
22020305	PRINTING OF NON SECURITY DOCUMENTS	400,000.00	
22020307	DRUGS/LABORATORY/MEDICAL SUPPLIES	200,000.00	2,303,800.00
	SUB TOTAL	750,000.00	2,303,800.00
220204	MAINTENANCE SERVICES-GENERAL		
22020401	MAINT. OF MOTOR VEHICLE/TRANSPORT EQUIPMENT	100,000.00	-
22020402	MAINTENANCE OF OFFICE/FURNITURE	100,000.00	-
22020404	MAINTENANCE OF OFFICE/IT EQUIPMENTS	200,000.00	-

22020405	MAINTENANCE OF PLANTS/GENERATORS	200,000.00	
22020406	OTHER MAINTENANCE SERVICES-IMPREST	2,340,000.00	-
	SUB TOTAL	2,940,000.00	-
220208	FUEL & LUBRICANTS-GENERAL		
22020803	PLANT/GENERATOR FUEL COST	300,000.00	-
	SUB TOTAL	300,000.00	-
220210	MISCELLANEOUS EXPENSES GENERAL		
22021021	SPECIAL DAYS/CELEBRATIONS	200,000.00	-
22021022	PLANNING, MONITORING AND EVALUATION	200,000.00	
22021027	DISASTER MANAGEMENT	200,000.00	
22021029	OTHER EXPENSES - FINANCIAL ASST./DONATION	1,000,000.00	-
22021030	PUBLIC ENLIGHTENMENT PROGRAMME	200,000.00	-
22021031	CONDUCT OF SURVEY	100,000.00	
	SUB TOTAL	1,900,000.00	-
	GRAND TOTAL OVERHEAD	5,890,000.00	3,329,300.00

DEPARTMENT OF ENVIRONMENTAL SANITATION (ADMINISTRATIVE CODE - 053500100100)

ECONOMIC CODE	EXPENDITURE DETAILS	2018 APPROVED ESTIMATES	ACTUAL EXPENDITURE (JAN DEC 2018)
2202	OVERHEAD COST		
2202001	TRAVEL & TRANSPORT-GENERAL		
22020102	LOCAL TRAVEL & TRANSPORT: OTHERS	200,000.00	55,000.00
	SUB TOTAL	200,000.00	55,000.00
220203	MATERIALS & SUPPLIES - GENERAL		
22020301	OFFICE STATIONERIES/COMPUTER CONSUMABLES	200,000.00	-
22020309	UNIFORMS & OTHER CLOTHING	100,000.00	-
	SUB TOTAL	300,000.00	-
220204	MAINTENANCE SERVICES-GENERAL		
22020401	MAINT. OF MOTOR VEHICLE/TRANSPORT EQUIPMENT	500,000.00	-
22020402	MAINTENANCE OF OFFICE/FURNITURE	200,000.00	-
22020404	MAINTENANCE OF OFFICE/IT EQUIPMENTS	300,000.00	1,697,000.00
22020406	OTHER MAINTENANCE SERVICES-IMPREST	1,440,000.00	195,000.00
22020412	MAINTENANCE OF MARKETS/PUBLIC PLACES	2,000,000.00	132,000.00
	SUB TOTAL	4,440,000.00	2,024,000.00
220206	OTHER SERVICES-GENERAL		
22020605	CLEANING & FUMIGATION SERVICES	2,000,000.00	1,090,000.00
	SUB TOTAL	2,000,000.00	1,090,000.00
220208	FUEL & LUBRICANTS-GENERAL		

22020801	MOTOR VEHICLE FUEL COST	500,000.00	-
	SUB TOTAL	500,000.00	-
220210	MISCELLANEOUS EXPENSES GENERAL		
22021027	DISASTER MANAGEMENT	500,000.00	
22021029	OTHER EXPENSES - FINANCIAL ASST./DONATION	1,000,000.00	120,000.00
22021030	PUBLIC ENLIGHTENMENT PROGRAMME	500,000.00	-
	SUB TOTAL	2,000,000.00	120,000.00
	GRAND TOTAL OVERHEAD	9,640,000.00	3,289,000.00

SUMMARY OF OVERHEAD COSTS
NOTE 4

S/N	DEPARTMENT	AMOUNT (₦ : K)
1	OFFICE OF THE CHAIRMAN	9,954,350.00
2	INTERNAL AUDIT	308,000.00
3	HLGA OFFICE	3,389,700.00
4	ADMINISTRATIVE DEPARTMENT	17,419,099.25
5	AGRICULTURE DEPARTMENT	5,268,500.00
6	FINANCE & SUPPLIES	2,815,800.00
7	BUDGET, PLANNING & RESEARCH	1,174,000.00
8	WORK & HOUSING	1,350,100.00
9	COMMUNITY DEVELOPMENT	5,551,600.00
10	PHC DEPARTMENT	3,329,300.00
11	ENVIRONMENTAL DEPARTMENT	3,289,000.00
	TOTAL	53,849,449.25

DEPARTMENT OF WORKS AND HOUSING (ADMINISTRATIVE CODE 023400100100)

ECONOMIC SECTOR

ECONOMIC CODE	EXPENDITURE DETAILS	2018 APPROVED ESTIMATES	ACTUAL EXPENDITURE (JAN DEC 2018)
23	CAPITAL EXPENDITURES		
	CONSTRUCTION (FUNCTIONAL CODE 70443)		
23020101	CONSTRUCTION/PROVISION OF OFFICE BUILDINGS	2,310,000.00	
23020106	CONSTRUCTION/PROVISION OF HOSPITALS/HEALTH CENTERS	3,000,000.00	
23020107	CONSTRUCTION/PROVISION OF PUBLIC SCHOOLS	5,000,000.00	7,798,791.00
	- OTHERS		
23020124	CONSTRUCTION OF MARKETS/MOTOR PARKS/GARAGES	3,000,000.00	651,000.00
	ROAD TRANSPORT (FUNCTIONAL CODE - 70451)		
23020114	CONSTRUCTION/PROVISION OF ROADS	300,000,000.00	139,924,374.25
	ELECTRICITY (FUNCTIONAL CODE - 70435)		
23020103	CONSTRUCTION/PROVISION OF ELECTRICITY	4,000,000.00	
23020102	REHABILITATION/REPAIRS - ELECTRICITY	3,000,000.00	3,262,000.00
	SUB TOTAL	320,310,000.00	151,636,665.25
23	CAPITAL EXPENDITURES		
23020107	PREPARATION/EXECUTION OF MASTER/REGIONAL PLANS		
	Valuation List Preparation	1,500,000.00	
	- PRODUCTION OF BASE MAPS	1,000,000.00	
	- HOUSE NUMBERING	1,000,000.00	
23020109	SPECIAL PROJECTS AND ASSIGNMENTS	2,000,000.00	490,000.00
	SUB TOTAL	5,500,000.00	490,000.00
	GRAND TOTAL	348,810,000.00	152,126,665.25

DEPARTMENT OF AGRICULTURE AND NATURAL RESOURCES (ADMINISTRATIVE CODE - 021500100100)

ECONOMIC SECTOR

AGRICULTURE - (FUNCTIONAL CODE-70421)

ECONOMIC CODE	EXPENDITURE DETAILS	2018 APPROVED ESTIMATES	ACTUAL EXPENDITURE (JAN DEC 2018)
23	CAPITAL EXPENDITURES		
23010127	PURCHASE OF AGRICULTURAL EQUIPMENT/MACHINES	5,000,000.00	558,258.00
23010108	PRODUCTION OF FARM SEEDLINGS	500,000.00	
	- EDUCATION/TRAINING	2,000,000.00	
	- YOUNG FARMER'S PROGRAMME	1,000,000.00	
	- YOUTH EMPOWERMENT THROUGH AGRICULTURE (I-YES)	1,000,000.00	

	- FARMER'S ASSOCIATION SUPPORT PROGRAM/CRISIS RESOLUTION	5,000,000.00	
	- CONSTRUCTION OF STORAGE FACILITIES (CRIBS)	1,000,000.00	
	- AGRIC SHOWS/WORLD FOOD DAY	600,000.00	
	- ANIMAL VACCINATION PROGRAMMES	400,000.00	
	- ONE CROPS/ENTERPRISE SUPPORT PROGRAMME/OLOP/OYSAI	4,000,000.00	
	- COTTAGE INDUSTRY/VARIOUS FARMING CULTIVATION	15,000,000.00	
	SUB TOTAL	35,500,000.00	558,258.00
23	CAPITAL EXPENDITURES		
23050117	FARM DEVELOPMENT		
	* Crop Division	2,000,000.00	525,000.00
	* Livestock Division	45,000,000.00	
	* Fisheries	800,000.00	
	FORESTRY		
23040101	Tree Planting		
23050118	Procurement of Agricultural Inputs	3,000,000.00	
	TOTAL	103,000.00	
	GRAND TOTAL	45,800,000.00	1,083,258.00

DEPARTMENT OF COMMUNITY DEVELOPMENT AND CULTURE (ADMINISTRATIVE CODE - 055100300100)

SOCIAL SECTOR

ECONOMIC CODE	EXPENDITURE DETAILS	2018 APPROVED ESTIMATES	ACTUAL EXPENDITURE (JAN DEC 2018)
23	CAPITAL EXPENDITURES		
23010143	PURCHASE OF CAMERAS	500,000.00	-
23010145	PURCHASE OF PROJECTORS	500,000.00	
23010148	PURCHASE OF BOOKS	100,000.00	-
23010125	PURCHASE OF LIBRARY BOOKS & EQUIPMENT	500,000.00	-
	SUB TOTAL	1,600,000.00	-
	COMMUNITY DEVELOPMENT (FUNCTIONAL CODE - 70620)		
23010124	PURCHASE OF TEACHING/LEARNING AND EQUIPMENT	1,000,000.00	-
23050110	EDUCATIONAL PROGRAMMES	3,000,000.00	570,000.00
23050111	CONSTITUENCY PROJECTS/EMPOWERMENT PROGRAMMES		
	- Women Development Programmes	5,000,000.00	950,000.00
	- LEMA/CSDP	3,000,000.00	
	- Advocacy/Enlightenment Programmes	2,000,000.00	
	- Projects for the physically challenged	1,000,000.00	

	* Widowhood and Aged Programmes	2,000,000.00	350,000.00
	YOUTHS, SPORTS AND RECREATION		
23010126	PURCHASE OF SPORTING/GAMING EQUIPMENT		
23010130	PURCHASE OF RECREATIONAL FACILITIES		
	- Sporting Programmes/Activities	900,000.00	
	- Youth Development Programmes	1,100,000.00	350,000.00
	SUB TOTAL	19,000,000.00	2,220,000.00
	TOTAL	20,600,000.00	2,220,000.00

SUMMARY OF CAPITAL EXPENDITURE NOTE 5

S/N	DEPARTMENT	AMOUNT (N : K)
1	COMMUNITY DEVELOPMENT	2,220,000.00
2	PHC DEPARTMENT	17,112,000.00
3	ENVIRONMENTAL DEPARTMENT	13,480,000.00
4	AGRICULTURE DEPARTMENT	1,083,258.00
5	WORKS & HOUSING DEPARTMENT	152,126,665.25
	TOTAL	186,021,923.25

41

SURULERE LOCAL GOVERNMENT IRESAADU
SUMMARY OF ADVANCES AS AT 31ST DECEMBER, 2018

NOTE 6

1	ADERINTO JOSHUA	17,650.00
2	OLADEJO FUNMILAYO	26,430.00
3	SAMUEL OLANIYI	120.00
4	FELICIA OLAYANJU	3,260.00
5	SEGUN OLADEJO	37,623.00
6	AFOLABI WENUADE	40,590.00
7	M. T. ALALADE	42,745.00
8	HON. GBODE IBRAHIM	495,000.00
9	ADEGBITE ADERELE	120,000.00
10	AGBOOLA MATTHEW	37,500.00
11	OLAWUYI ESTHER	26,500.00
12	SUNDAY AKANMU	8,100.00
13	MOHMMED FOLORUNSO	107,100.00
14	ADENIRAN OLUFEMI	2,970.00
15	ADESINA ISAAC	3,889.90
16	OGUNTAYO GODWIN	121,900.00
17	OGUNTOYE NATHANIEL	95,400.00
18	OJO OLUSOLA	35,640.00
19	AJAYI OLUGBENGA	66,073.27
20	SHITTU RASHEED	68,900.00
21	KRISTILERE JOHN	6,450.00
22	OLARINDE ROTIMI	23,319.90
23	OWOADE A. J.	68,700.00
24	OKEYEMI SIMEON	31,640.04
25	OJO CHRISTIANAH	73,200.00
26	ISHOLA SAKA	162,000.00
27	OLATUBOSUN TUNDE G.	48,600.00
28	ALAGBE ABRAHAM	3,886.55
29	POPOOLA S. A.	6,450.00
30	OJEWOLE ROTIMI	125,900.00
31	ALAMU ABRAHAM	3,886.55
32	AWONIYI TOYIN GABRIEL	22,000.00
33	OLAJIRE OLUKUNLE	3,890.55
34	OKE GABRIEL SEUN	7,773.22
35	OPALEYE F. O.	111,893.18
	TOTAL	2,056,981.16

SUMMARY OF DEPOSIT ACCOUNT AS AT 31ST DECEMBER, 2018

NOTE 7

S/N	NAMES	VOL. 1 PAGES	AMOUNT
1	AJIBOYE MICHAEL OYENIYI	1	131,000.00
2	AYANGUNA SAMUEL M.	3	42,000.00
3	AYANDIJI KAYODE	5	103,233.00
4	OLAGUN TOYIN SIMIAT	7	8,033.00
5	ADEMOLA ALICE	9	1,050.00
6	N. O. OGUNLARAN	11	200.00
7	OGUNLARAN JACOB O.	13	250,000.00
8	AJIBOYE OYEWOLE T.	15	15,810.00
9	ADERINTO JOSHUA	17	17,650.00
10	OLADEJO FUNMILAYO	19	26,430.00
11	OLADUNMOYE FAUSAT	21	53,000.00
12	EPI PROGRAMME	23	79,508.00
13	MAINTENANCE OF VEHICLE	25	74,817.00
14	S. O. ADEOYE	27	6,303.00
15	AYANTOLA AYANIKE	29	4,090.00
16	MR. FEMI OLATUNBOSUN	31	2,990.00
17	MACHINE LOAN	33	11,500.00
18	MOSHOOD LAWAL	35	101,050.00
19	SAMUEL OLANIYI	37	120.00
20	AJALA HANAN	39	1,650.00
21	OLALEYE SAMSON	41	7,707.00
22	OYEBODE V. M.	43	4,230.00
23	JOHN AMAO	45	71,039.00
24	ADEOYE ADERINTO	47	27,020.00
25	MICHAEL AJIBOYE	49	138,100.00
26	RISIKAT AREMU	51	21,538.00
27	J. A. AKANDE	53	20,000.00
28	ARAOYE MUIBAT	55	11,920.00
29	C. S. OLAPADE	57	10,152.00
30	TIJANI ATANDA RTD	59	27,438.00
31	OYEDIRAN JIMOH	61	27,600.00
32	KAZEEM KAREEM	63	19,920.00
33	OLANIYI OLATUNBOSUN	65	18,180.00

34	AKANBI BAMIJ	67	15,920.00
35	G. F. ADENIRAN	69	15,920.00
36	OLADOSU FUNKE	71	11,400.00
37	IBIKUNLE TUNDE	75	26,000.00
38	OGUNLEYE I. O.	77	62,000.00
39	P. O. IYANDA	79	10,600.00
40	ALH. A. O. ONIPEDE	81	63,900.00
41	J. O. AYINLA	83	75,959.00
42	OLADIPO OYEBAMIJI	85	97,163.00
43	KEHINDE ISHOLA	87	11,500.00
44	TAIWO OLADIPO	89	6,500.00
45	ODEWOYE SAMSON A.	93	58,300.00
46	JIMOH OJO	95	5,284.00
47	E. T. OLATUNJI	97	44,084.00
48	DEDUCTION ON OVERPAYMENT ALLOWA	99	289,257.00
49	G. O. OYETUNDE	101	2,500.00
50	AMOS ADEDOKUN	103	2,297.83
51	P.H.C.	105	80,000.00
52	E. O. OGUNLEYE	107	4,232.72
53	K. O. ADEYEMO	109	9,645.85
54	E. P. OKEWUYI	111	1,512.49
55	R. G. OYEWUMI	113	3,831.28
56	D. L. ADERONMU	115	35,360.00
57	G. LABADE	117	16,131.79
58	B. O. ADISA	121	133,900.00
59	W. A. FUNMILAYO	123	54,000.00
60	FELICIA OLAYANJU	125	3,260.00
61	SEGUN OLADEJO	127	37,623.00
62	COMFORT O. AJANI	129	3,659.99
63	OLADIMEJI KAYODE	131	2,230.00
64	J. A. O. OYEGBOLA	133	67,826.00
65	D. O. OGUNTUNDE	135	137,800.00
66	HON. SUNDAY OLALEYE	137	3,000.00
67	HON. WAHEED SALAUDEEN	139	3,000.00
68	O. A. YUSUF	141	599.46
69	S. A. IDOWU	143	1,918.10

70	P. F. ADEBOYE	145	1,005.74
71	R. A. SADIQ	147	2,800.00
72	S. O. SOLADEMI	149	3,827.88
73	O. T. ALAMU	151	365.00
74	S. O. ISHOLA	153	9,349.98
75	J. A. OLAJOJU	155	6,468.00
76	T. A. OLADEJI	157	6,303.00
77	A. O. AFOLABI	159	6,468.00
78	E. O. ADEGUN	161	6,177.00
79	S. O. ADEOYE	163	6,303.00
80	OMOWUMI AJAMU	165	85,341.00
81	OGUNDIRAN OLUSANJO	167	139,920.00
82	LAMIDI AJAGBE RTD (CHIEF)	169	1,600.00
83	BABALOLA FRANCIS	171	25,000.00
84	OLADAPO M. KOLAWOLE	173	19,522.00
85	R. K. KAREEM RTD	175	4,576.00
86	R. P. FALEYE	177	1,686.00
87	ATILOLA ABINA	179	35,871.00
88	S. I. SUNDAY	181	45,000.00
89	OYELEYE SUNDAY	183	176,000.00
90	IBRAHIM AJIBOYE	185	15,810.00
91	EEBO JANET	187	26,500.00
92	AFOLABI WENUADE	189	40,590.00
93	OLALEYE ALICE	191	15,810.00
94	TAIWO FELICIA	193	38,868.00
95	OGUNNIRAN KAYODE	197	42,745.00
96	OLAYINKA A. A.	199	29,500.00
97	AKINIYI JOHN OLUSOLA	201	35,858.00
98	AJADI OLUWOLE	203	137,636.00
99	ALABI O. K.	205	58,293.00
100	SEYI MORAKINYO	207	42,742.00
101	ADEGOKE J. A.	209	74,000.00
102	AJAO COMFORT	211	42,745.00
103	M. T. ALALADE	213	74,000.00
104	SOLOMON OYEGBEMI	215	106,800.00
105	AYANDIJI KAYODE	217	105,033.00

106	OLASIJI FLORENCE	219	42,745.00
107	HON. IBRAHIM GBODENIYI CHAIRMAN	221	495,000.00
108	OLADOSU AIBINUOMO	223	61,800.00
109	ALADE MARY A.	225	42,000.00
110	AJADI JOHN	227	89,839.00
111	A. A. ODEJOBI	229	104,837.00
112	AJARAT PETER	231	2,895.00
113	ADEGBITE ADERELE	232	120,000.00
	TOTAL		5,163,023.11

SUMMARY OF DEPOSIT ACCOUNT AS AT 31ST DECEMBER, 2018

S/N	NAMES	VOL. 2 PAGES	AMOUNT
1	IYANDA P. O.	1	10,600.00
2	FELICIA ADIO	3	37,000.00
3	OGUNLAREAN J. A.	5	30,000.00
4	AGBOOLA MATHEW	7	37,500.00
5	OLAWUYI ESTHER	9	26,500.00
6	SUNDAY AKANMU	11	8,100.00
7	ATANDA T. M.	16	21,350.00
8	MOHAMMED FOLORUNSO	17	107,100.00
9	OJO ESTHER	19	7,920.00
10	OLLA FOLASHADE	21	53,003.24
11	ADISA OLABISI	23	2,970.00
12	ADENIRAN OLUFEMI	25	2,970.00
13	ALAGBE ABRAHAM	27	3,886.55
14	POPOOLA S. A.	29	6,450.00
15	ADESINA ISAAC	31	3,889.90
16	OGUNTAYO GODWIN	35	121,900.00
17	ORISAFEMI ISAAC	37	21,200.00
18	OGUNTOYE NATHANIEL	39	95,400.00
19	OLAYINKA TOYIN A.	41	42,300.00
20	ABIOYE BASIRAT	43	35,080.00
21	OJEWOLE ROTIMI T.	45	125,900.00
22	OJO OLUSOLA	47	35,640.00
23	AJAYI OLUGBENGA	49	66,073.27
24	OLANIYI FUNKE	51	66,073.15
25	SHITTU RASHEED	53	68,900.00
26	KRISTILERE JOHN	55	6,450.00
27	OLARINDE ROTIMI	57	23,319.90
28	ALAMU ABRAHAM	59	3,886.55
29	AWONIYI TOYIN GABRIEL	61	22,000.00
30	OLAJIRE OLUKUNLE	63	3,890.55
31	ADEGBOYEGA JOHNSON OLADEJO	65	47,700.00
32	OKE GABRIEL SEUN	67	7,773.22
33	AKANO OLUYEMISI A.	69	77,250.00

34	OPAYELE F. O.	71	111,893.18
35	OWOADE A. I.	73	68,900.00
36	OYEWOLE TAIWO	75	1,766.55
37	OKEYEMI SIMEON	77	31,640.04
38	OJO CHRISTIANAH	79	73,200.00
39	AKANMU EJKUNLE	81	90,100.00
40	AYETORO AJIBOLA O.	83	5,572.00
41	ISHOLA SAKA	85	162,000.00
42	OLATUNBOSUN TUNDE G.	87	48,600.00
	TOTAL		1,823,648.10

SURULERE LOCAL GOVERNMENT, IRESAADU

**BANK RECONCILIATION STATEMENT FOR THE MONTH OF
DECEMBER, 2018.**


	N	N
Balance as per cash book		62,865,355.67
Add:		
Unpresented Cheque (Note 1)	1142	
Credit in bank not in cashbook (Note 2)	<u>128175.13</u>	<u>129317.13</u>
SUB TOTAL		62,994,672.80

LESS:

Uncredited Cheque (Note 3)	979,517	
Bank Charges (Note 4)	571,375.88	
Debit in Bank not in Cashbook (Note 5)	<u>53,873,417.21</u>	<u>54660,217.71</u>
		<u>8,334,455.09</u>

BALANCE AS PER BANK STATEMENT AT 31ST DECEMBER, 2018

	N
1) Access Bank Account Number 07061000343	860,261.56
2) Access Bank Account Number 0727886208	1,123,656.35
3) Union Bank Account Number 0040567131	6,152,603.54
4) UBA Bank Account Number 1020160659	<u>197,933.64</u>
	<u>8,334,455.09</u>


 Abioye Basirat Oyeronke
 For: Director of Finance & Supplies

UNPRESENTED CHEQUE NOTE 1

DATE	PV.NO.	DETAILS	AMOUNTS (₦)
	Nil	Nil	Nil

CREDITED IN BANK NOT IN CASH BOOK NOTE 2

DATE	DETAILS	AMOUNT (₦)
28/03/18	RTD Abdulali A.	10,000
07/11/18	Atoyebi Bosede	4200
14/11/18	Issac Oyedokun	50,000
26/11/18	Atoyebi Bodede	5,000
19/12/18	RTD Sangoniya Joseph O.	58,975.13
		128,175.13

UNCREDITED CHEQUE (NOTE 3)

DATE	DETAILS	TR.NO	AMOUNT (₦)
June	Ayoola Amos	05	5465
June	Ayoola Amos	07	30,000
June	Ayoola Amos	09	54,100
June	Owode Taye	09	6,000
June	Olatubosun	10	9,930
June	Bello Akin W	11	13,000
June	Okeyode Simeon	12	8,000
June	Olugbode F.O	13	34,000
June	Alabi Paul	14	287
June	Olutubosun Tunde	23	7,400
June	Fabode Sunday	25	25,700
June	Engr E.S Adegun	31	200,000
June	Engr E.S Adegun	30	20,000
July	Chief Morakinyo	27	50,000
July	Alagbe Daniel	20	700
July	Yessuff Ademola	19	300,000
August	Chief Adeboeye	19	100,000
September	Bello Abiso Alade	21	2,000
November	Prince BelloA.A	36	40,000
October	Atoyebi Bosede		18,800
October	Atoyebi Bosede		5,000
			979,517

BANK CHARGES (NOTE 4)

BALANCE AS AT 30 TH NOVEMBER 2018		524,510.88
DATE	DETAILS	AMOUNTS ₦
19/12/18	VAT on NIP transfer com	2.50
19/12/18	Common NIP transfer	50.00
19/12/18	VAT on NIP transfer com	2.50
19/12/18	Common on NIP	50.00
11/12/18	VAT chr on Grg	250.00
11/12/18	Chr on Grg	5000
14/12/18	Postal Stamp Duty	50.00
19/12/18	Serv Chrg VAT Chrg	4357.50
19/12/18	Neft Charges	4147.50
19/12/18	Service Charges	16905.00
19/12/18	Neft Charges	15,697.50
21/12/18	VAT on VIP transfer	2.50
21/12/18	Comm. On NIP transfer	50.00
03/12/18	SMS/SMS charges	20.00
18/12/18	Stamp Duty Charges	100.00
27/12/18	Stamp Duty Charges	50.00
27/12/18	Stamp Duty Charges	50.00
31/12/18	SMS/SMS Charges	60.00
18/12/18	AAE102A IXAAPBSbAAL	20.00
		571,375.88

DEBIT IN BANK NOT IN CASH BOOK (NOTE 5)

DATE	PARTICULAR	CHEQUE NO.	AMOUNT (₦)
26/2/18	Nulge sla	991	1,000,000
26/2/18	Ologbon	928	57,418.67
26/2/18	Ologbon	992	1,000,000
29/03/18	Adegun E.S	995	208,137.95
03/04/18	Charges Dep	1017	5,319.897
03/04/18	Oyeleye	1023	2,000,000
03/04/18	Oyeleye	1024	2,800,000
03/04/18	Oyeleye	1025	1,200,000
23/10/18	Cooperative	242	1,000,000
25/10/18	Oyeleye	303	2,800,000
06/11/18	MHW	1257	51,014.40
12/11/18	Charges pensioners	1260	21,493.14
16/11/18	Oyeleye	1266	100,000
16/11/18	Oyeleye	1284	330,000
19/11/18	Oyeleye	1285	134,000
22/11/18	Oyeleye	1287	30,000
19/12/18	Transfer	1295	100,000
01/11/18	Oyeleye	155	1,500,00
01/11/18	Oyeleye	157	100,000
01/11/18	Oyeleye	156	300,000
26/11/18	Oyeleye	160	1,200,000
26/11/18	Abioye	161	260,000
01/11/18	Transfer to surulere South (LCDA)		1,162,618.11
01/11/18	Transfer to surulere North (LCDA)		1,162,618.11
19/11/18	Abioye	340	3,000,000
19/11/18	Oyeleye	334	2,500,00
24/11/18	Oyeleye	337	1,270,000
21/11/18	Oyeleye	347	200,000
14/9/18	Oyeleye	1199	2,800,000
19/12/18	Oyeleye	1311	216,000
24/12/18	Abioye	1324	699,000
05/12/18	NNM	297	6,371.05
21/12/18	Oyeleye	163	500,000
24/12/18	Oyeleye Ademola	165	100,000
24/12/18	Abioye	164	2,600,000
21/12/18	Abioye	371	1,890,00
21/12/18	Oyeleye	375	3,000,000
24/12/18	Nulge	372	1,000,000
			53,873,471.21

28-11-2019

The Director,
 Surulere Local Government,
 Iresaadu,
 Ogbomosho, Oyo State,
 Nigeria.

Dear Sir,


RE: CONFIRMATION OF BANK BALANCES IRO SURULERE LOCAL GOVERNMENT, OGBOMOSO.

In response to your letter dated 28/11/2019, requesting for bank balance on your accounts held with Access Bank, kindly find below:


S/N	ACCOUNT NAME	ACCOUNT NUMBER	ACCOUNT BALANCE (2018)
1	SURULERE LG TRADITIONAL VAT ACCOUNT	0727866208	=N= 1,123,656.35K as at 31/12/2018
2	SURULERE L.G TSV AND IGR ACCOUNT	0706100343	=N=860,261.56K as at 31/12/2018

We hope this meets the purpose of your request.

For Access Bank Plc.



Richard Adediji
 Relationship Manager



Ade Sofumade
 Branch Manager

UBA/OGB/28/11/19/01

November 28, 2019

Director of Finance and Supplies,
Surulere LGA,
Iresaadu,
Oyo State.

Dear Sir,

CERTIFICATE OF BALANCE – SURULERE TRADITIONAL REVENUE ACCOUNT-1020160659


Reference to your letter dated 28th November 2019; we hereby confirm the balance on the above listed account as follows:


ACCOUNT NO	BALANCE AS AT 31-12-2018
1020160659	=N= 197,933.64

This information is given in strict confidence and without any liability on the part of the bank or any of its officials.

Yours faithfully,

For: **UNITED BANK FOR AFRICA PLC**


AUTHORIZED SIGNATORY


AUTHORIZED SIGNATORY

United Bank for Africa Plc, RC No. 2457, UBA House, 57 Marina, Lagos

Tony O. Elumelu CON (Chairman), Amb. Joe Keshi OON (Vice Chairman), Kenneth Uzoka (GMD/CEO)

Victor Osadolor (Deputy Managing Director), Executive Directors: Dan Okoko, Eneke E. Iwariebor, Oliver Alawuba, Ayoku A. Liadi, Ibrahim A. Puri, Uche Iko, Chukwura Nweke, Non-Executive Directors: Kola Jarmodu (CFR), Foluke K. Abdurazaq, Owanli Duke, Samuel Oni (FCA), Angela Aneke, Erelu Angela Adebayo, Abdulqadir Jaji Bello, Isaac Olukayode Fasola.